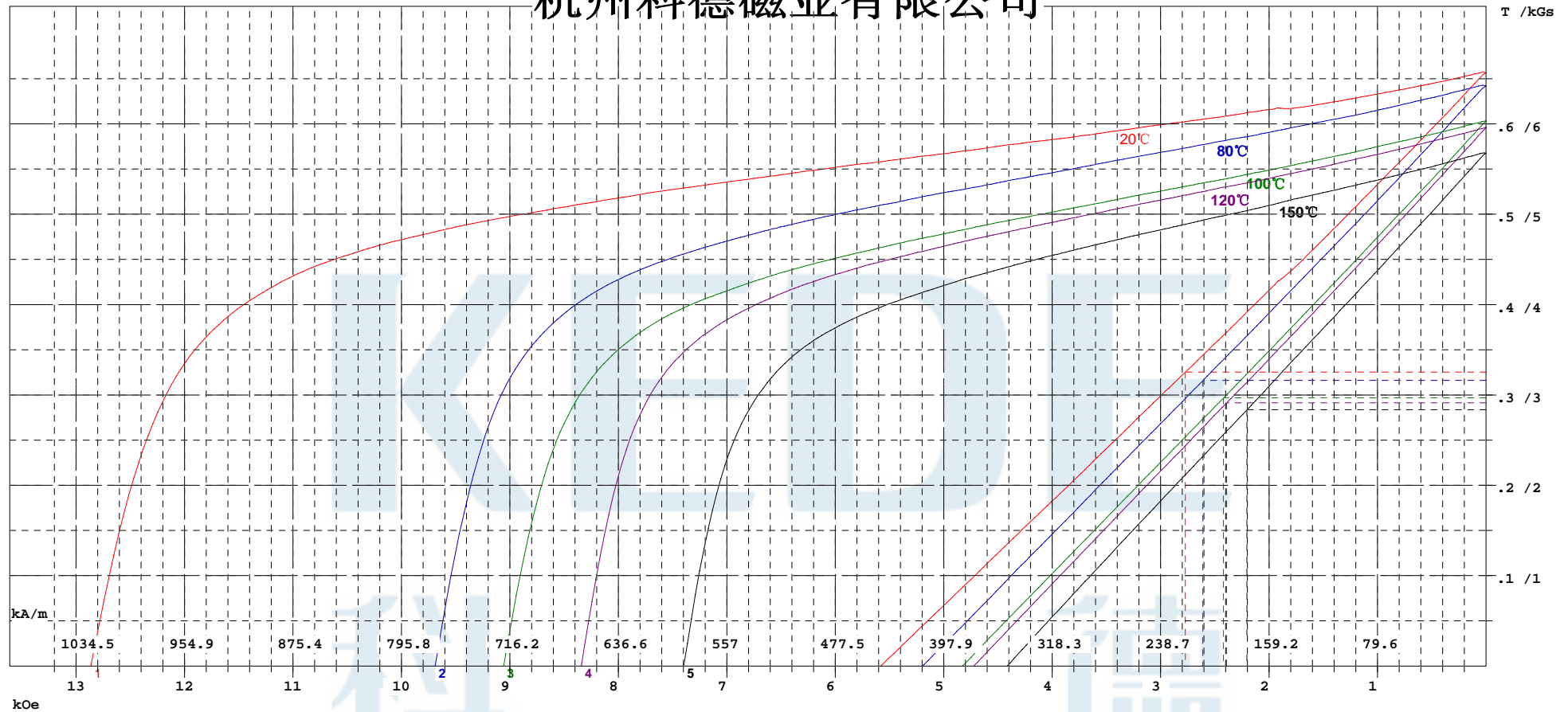


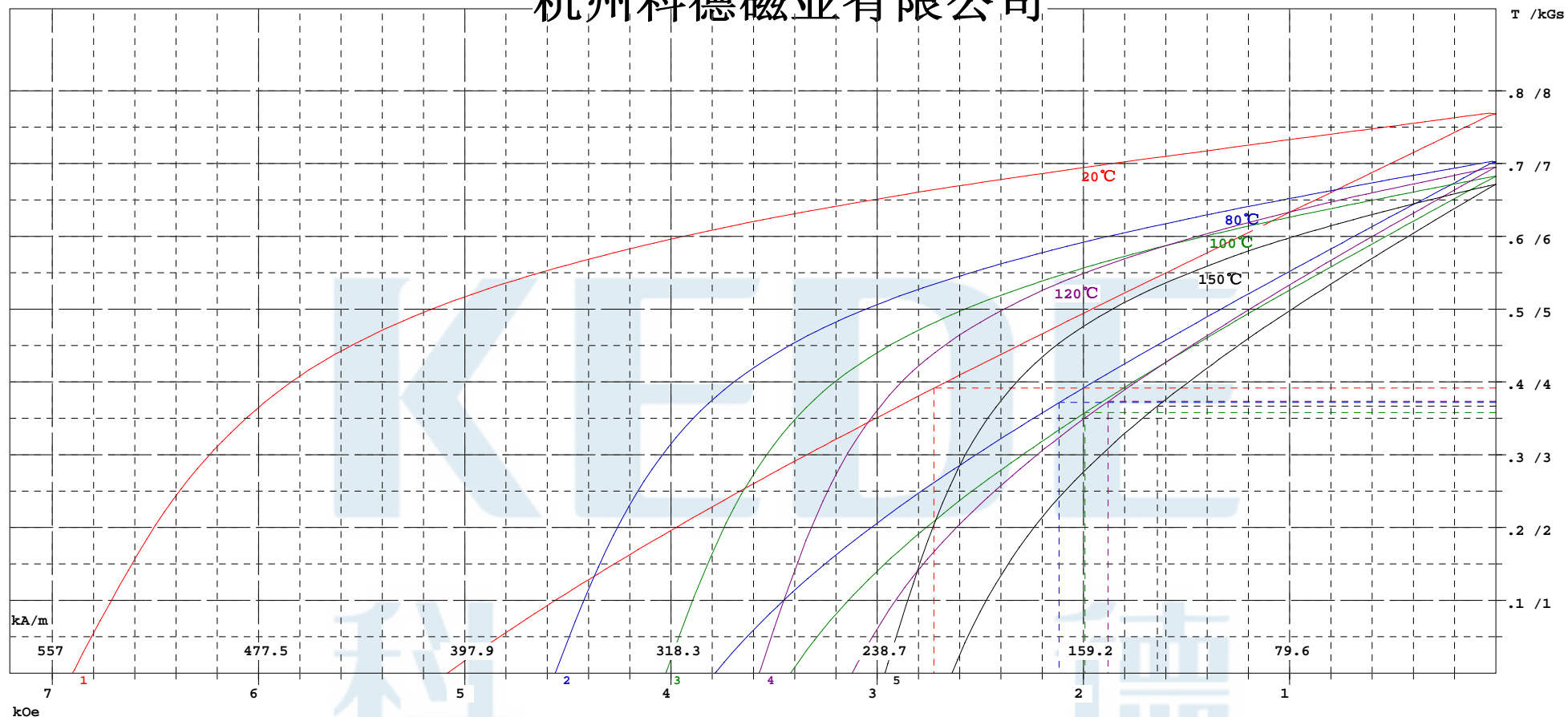
杭州科德磁业有限公司



KBM-8L

SampleNo	Br (T)	Hcb (kA/m)	Hcj (kA/m)	(BH)max (kJ/m ³)	Hk (kA/m)	Hd (kA/m)	Bd (T)	Hk/Hcj (%)	Test Date	Sample Shape	S-T (°C)	Size (mm)
	0.658	444	1024	71.8	271	221	0.325	26.5	2018	Column 20	20	10.00
	0.644	413	771	65.7	200	208	0.316	25.9	2018	Column 80	80	10.00
	0.604	384	721	57.2	178	193	0.297	24.7	2018	Column 100	100	10.00
	0.596	376	664	55.5	170	190	0.291	25.6	2018	Column 120	120	10.00
	0.569	351	589	49.8	154	175	0.284	26.1	2018	Column 150	150	10.00

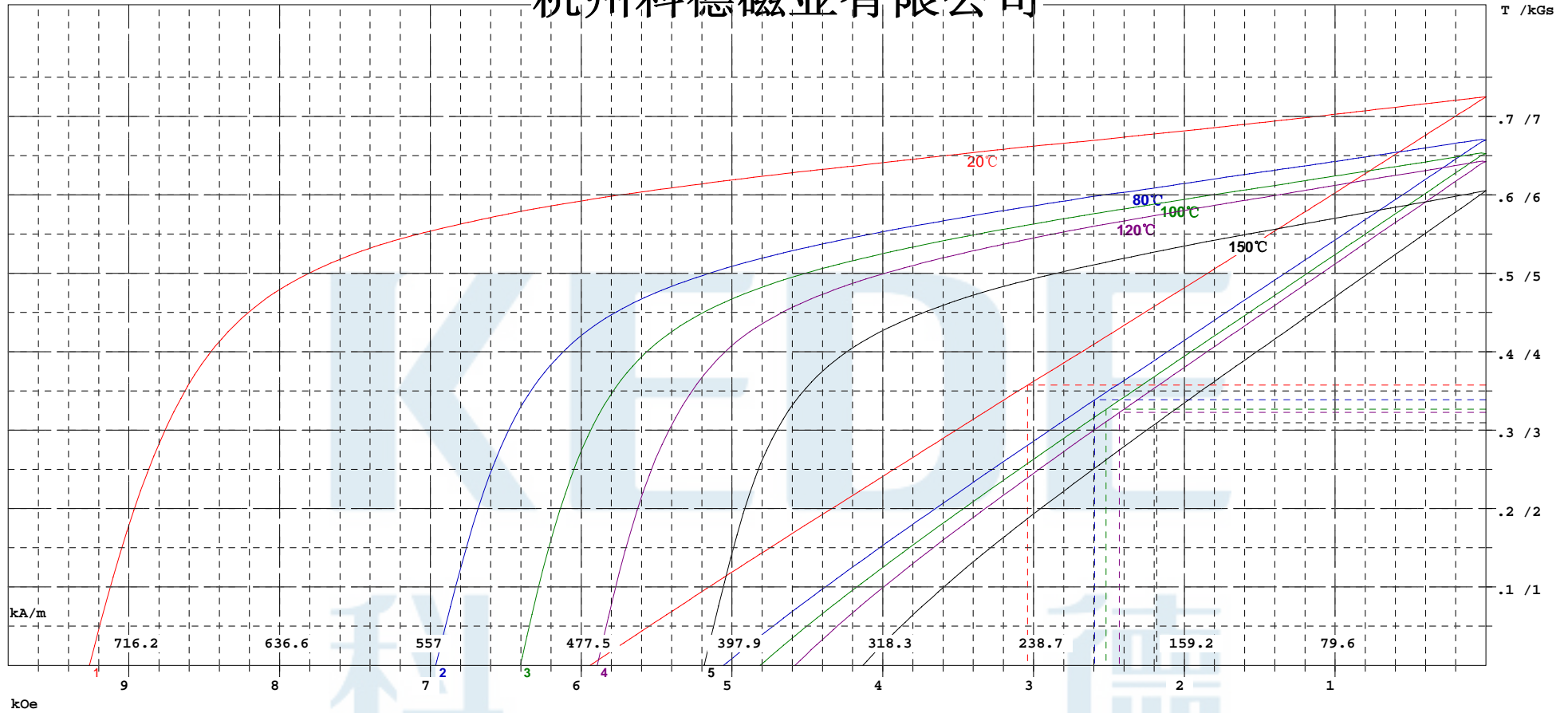
杭州科德磁业有限公司



KBM-12L

SampleNo	Br (T)	Hcb (kA/m)	Hcj (kA/m)	(BH)max (kJ/m ³)	Hk (kA/m)	Hd (kA/m)	Bd (T)	Hk/Hcj (%)	Test Date	Sample Shape	S-T (°C)	Size (mm)
1	0.756	405	549	84.9	161	217	0.392	29.4	2018	Column	20	10.00
2	0.704	301	363	62.7	106	169	0.372	29.2	2018	Column	80	10.00
3	0.683	272	320	56.8	95	159	0.358	29.6	2018	Column	100	10.00
4	0.679	248	284	55.9	88	150	0.374	30.8	2018	Column	120	10.00
5	0.672	210	236	47.9	73	131	0.367	31.1	2018	Column	150	10.00

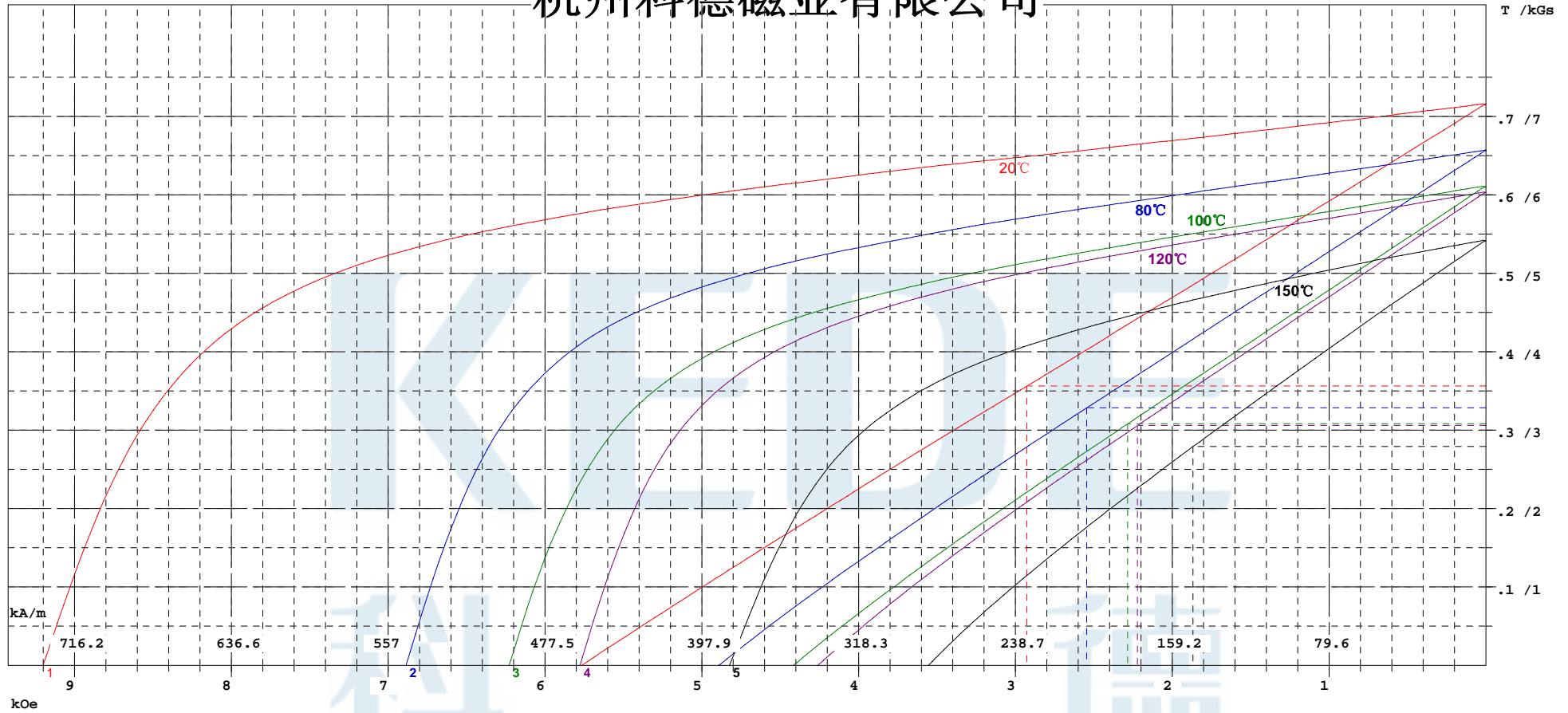
杭州科德磁业有限公司



KBM-12

SampleNo	Br (T)	Hcb (kA/m)	Hcj (kA/m)	(BH)max (kJ/m ³)	Hk (kA/m)	Hd (kA/m)	Bd (T)	Hk/Hcj (%)	Test Date	Sample Shape	S-T (°C)	Size (mm)
	0.725	473	737	86.5	275	242	0.358	37.3	2018	Column 20	20	10.00
	0.671	402	554	70.0	188	207	0.339	33.9	2018	Column 80	80	10.00
	0.654	383	510	65.5	173	200	0.327	34.0	2018	Column 100	100	10.00
	0.644	365	469	62.4	161	193	0.323	34.3	2018	Column 120	120	10.00
	0.605	329	413	53.8	137	174	0.309	33.3	2018	Column 150	150	10.00

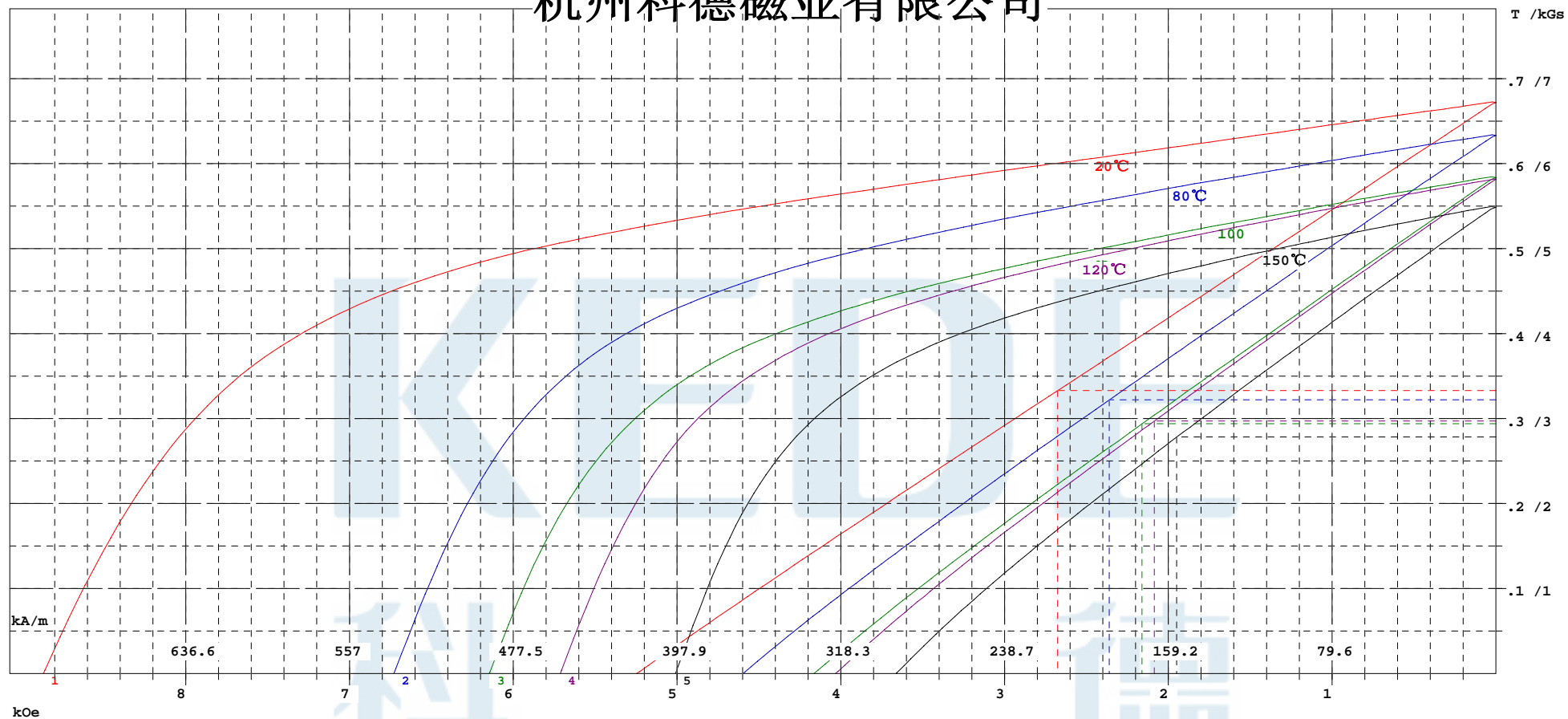
杭州科德磁业有限公司



KBM-10

SampleNo	Br (T)	Hcb (kA/m)	Hcj (kA/m)	(BH)max (kJ/m ³)	Hk (kA/m)	Hd (kA/m)	Bd (T)	Hk/Hcj (%)	Test Date	Sample Shape	S-T (°C)	Size (mm)
	0.717	459	732	83.0	248	233	0.356	33.9	2018	Column 20	20	10.00
	0.657	389	548	66.5	180	203	0.328	32.8	2018	Column 80	80	10.00
	0.612	352	496	56.0	149	182	0.308	30.0	2018	Column 100	100	10.00
	0.604	339	460	54.1	142	177	0.306	30.8	2018	Column 120	120	10.00
	0.543	283	384	41.5	109	149	0.279	28.4	2018	Column 150	150	10.00

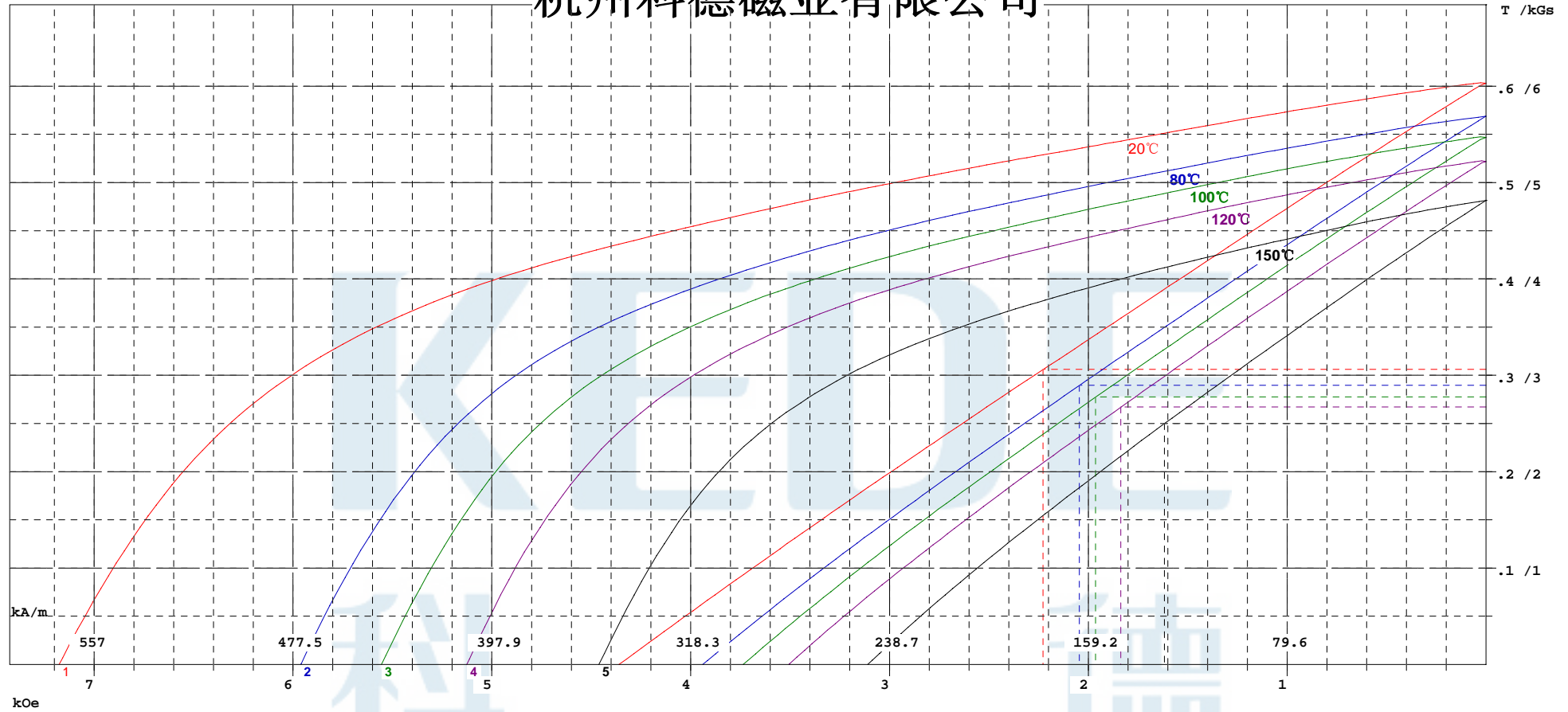
杭州科德磁业有限公司



KBM-8

SampleNo	Br (T)	Hcb (kA/m)	Hcj (kA/m)	(BH)max (kJ/m ³)	Hk (kA/m)	Hd (kA/m)	Bd (T)	Hk/Hcj (%)	Test Date	Sample Shape	S-T (°C)	Size (mm)
	0.673	418	706	70.9	197	213	0.333	27.8	2018	Column	20	10.00
	0.635	366	535	60.5	159	188	0.322	29.6	2018	Column	80	10.00
	0.585	331	489	50.5	137	172	0.294	27.9	2018	Column	100	10.00
	0.582	321	455	49.3	129	166	0.297	28.5	2018	Column	120	10.00
	0.551	291	399	43.2	115	155	0.278	28.8	2018	Column	150	10.00

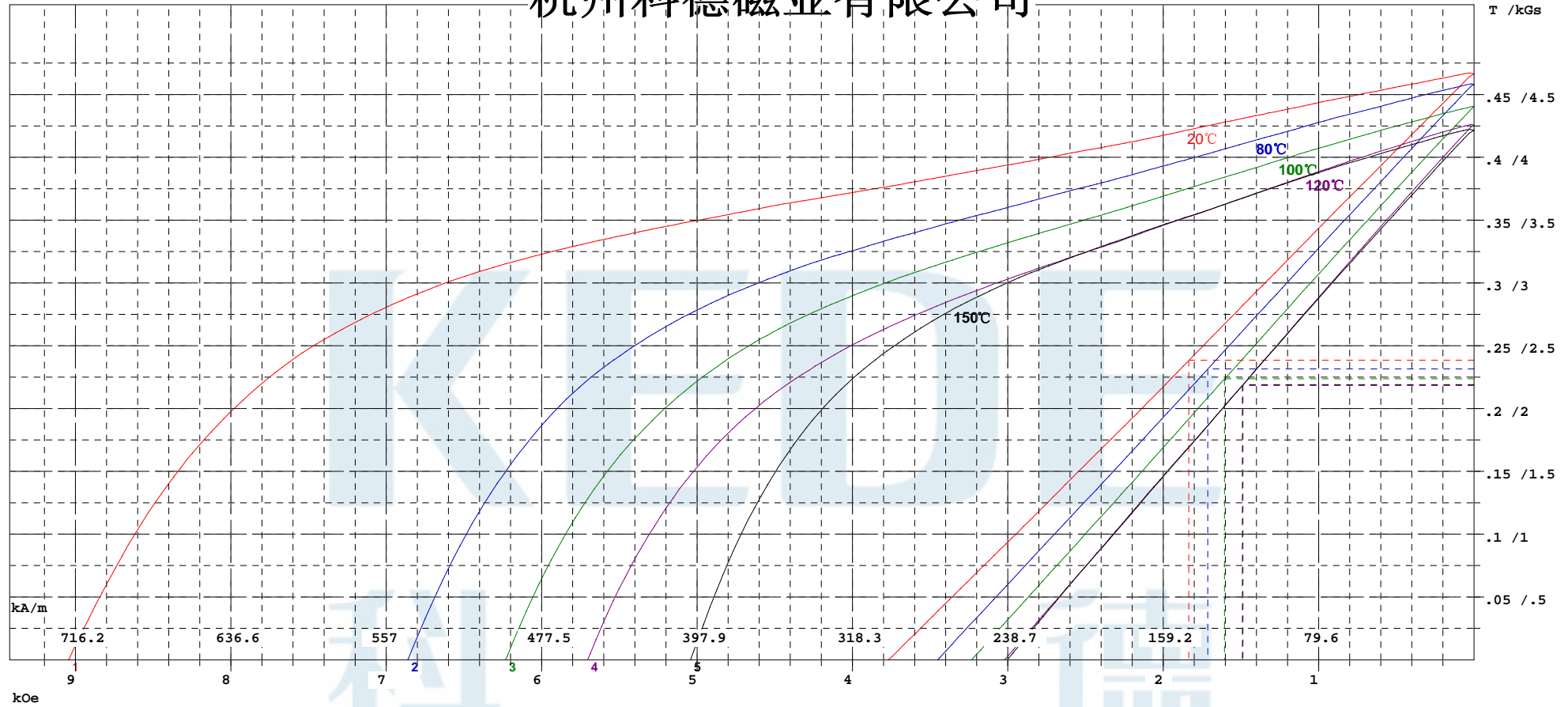
杭州科德磁业有限公司



KBM-6

SampleNo	Br (T)	Hcb (kA/m)	Hcj (kA/m)	(BH)max (kJ/m ³)	Hk (kA/m)	Hd (kA/m)	Bd (T)	Hk/Hcj (%)	Test Date	Sample Shape	S-T (°C)	Size (mm)
1	0.600	347	571	54.3	144	177	0.306	25.3	2018	Column 20	20	10.00
2	0.569	314	474	47.1	128	163	0.290	26.9	2018	Column 80	80	10.00
3	0.548	297	442	43.4	120	156	0.278	27.1	2018	Column 100	100	10.00
4	0.523	279	408	39.0	111	146	0.267	27.2	2018	Column 120	120	10.00
5	0.482	247	355	32.2	94	129	0.250	26.3	2018	Column 150	150	10.00

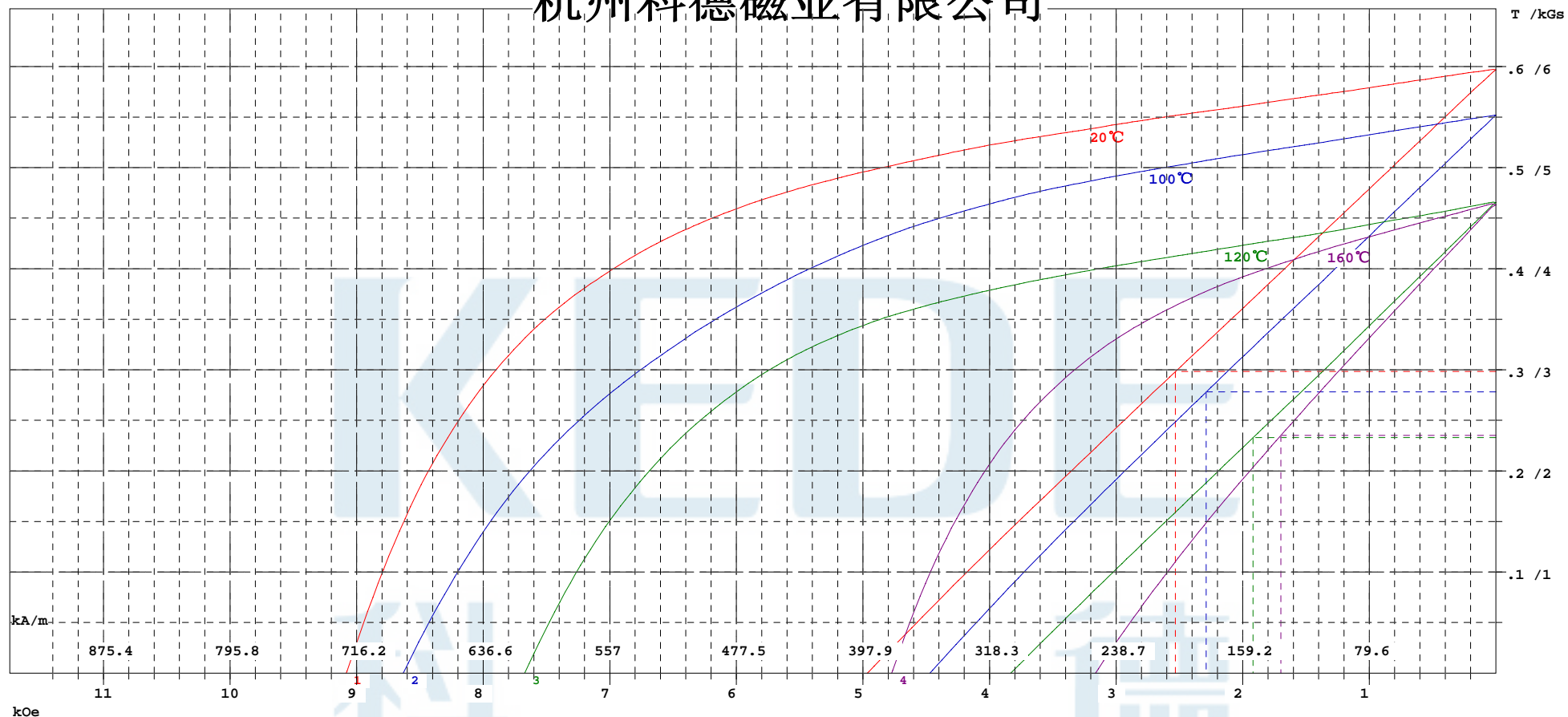
杭州科德磁业有限公司



KBM-4

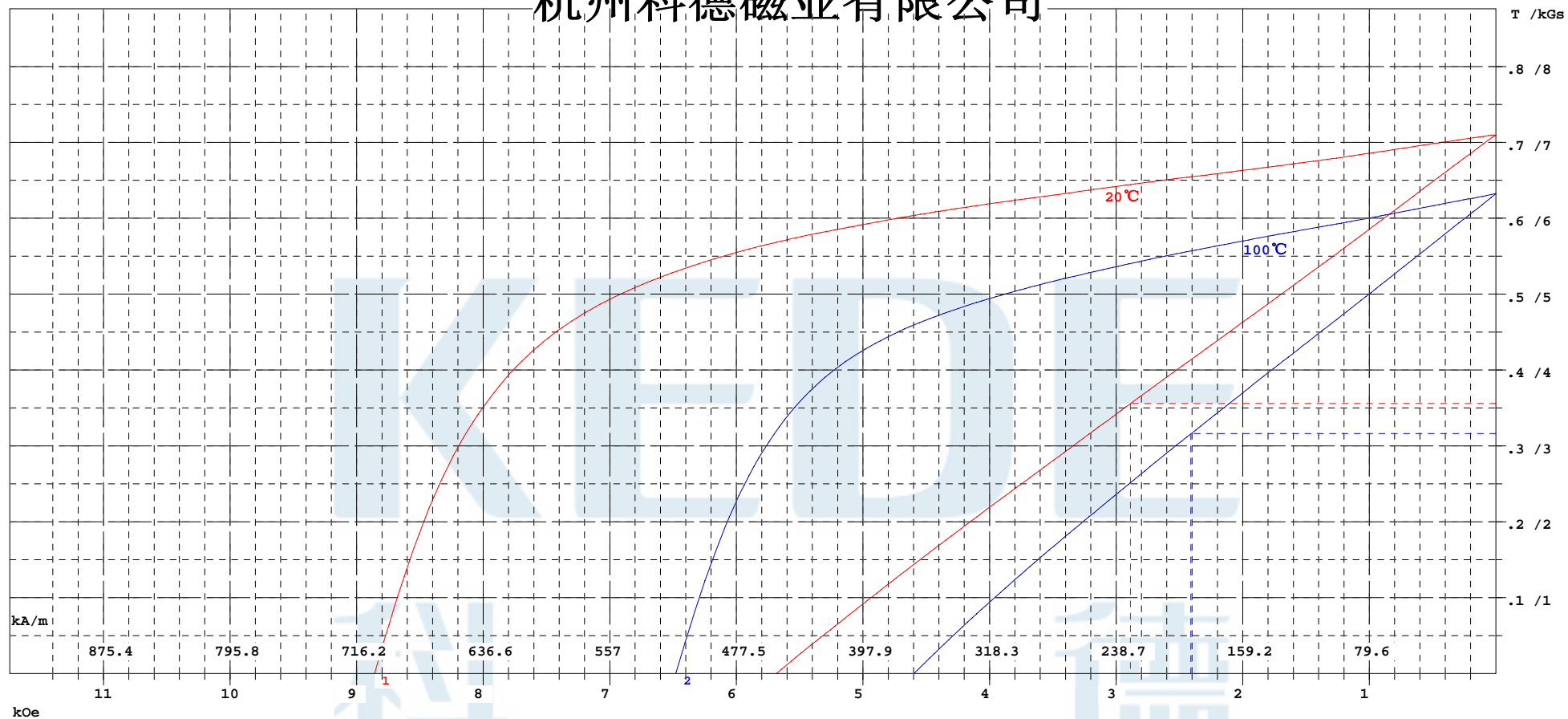
SampleNo	Br (T)	Hcb (kA/m)	Hcj (kA/m)	(BH)max (kJ/m ³)	Hk (kA/m)	Hd (kA/m)	Bd (T)	Hk/Hcj (%)	Test Date	Sample Shape	S-T (°C)	Size (mm)
	0.468	300	720	34.8	148	146	0.239	20.6	2018	Column 20	20	10.00
	0.459	275	546	31.6	113	136	0.232	20.7	2018	Column 80	80	10.00
	0.441	257	496	28.6	102	128	0.224	20.5	2018	Column 100	100	10.00
	0.427	241	454	25.9	88	119	0.218	19.3	2018	Column 120	120	10.00
	0.423	239	401	25.9	93	118	0.219	23.2	2018	Column 150	150	10.00

杭州科德磁业有限公司



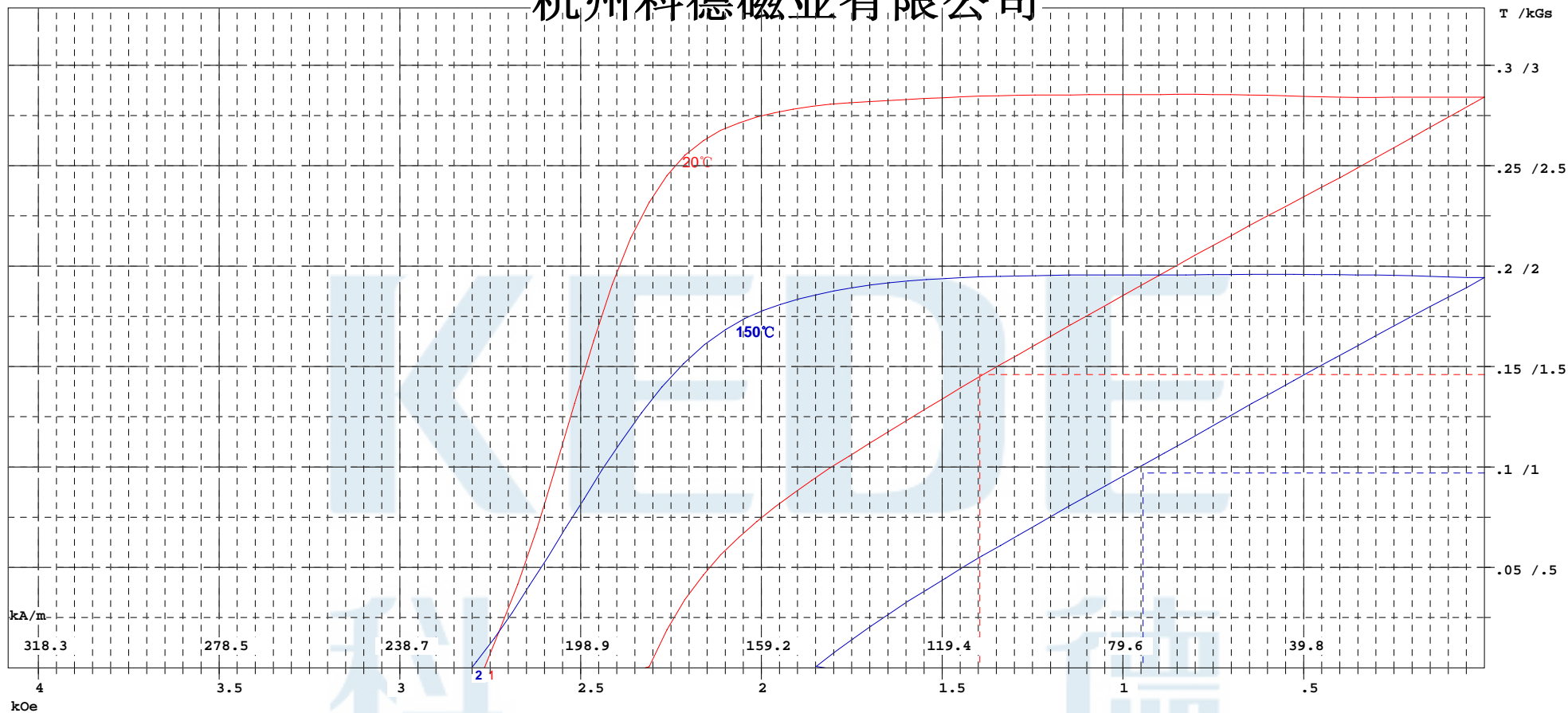
SampleNo	Br (T)	Hcb (kA/m)	Hcj (kA/m)	(BH)max (kJ/m ³)	Hk (kA/m)	Hd (kA/m)	Bd (T)	Hk/Hcj (%)	Test Date	Sample Shape	S-T (°C)	Size (mm)
KBI-6	0.598	395	723	59.1	257	201	0.298	35.6	2018	Column	20	10.00
	0.552	356	687	50.7	220	182	0.278	32.0	2018	Column	100	10.00
	0.466	305	611	35.6	173	153	0.233	28.3	2018	Column	120	10.00
	0.465	252	380	31.8	108	135	0.235	28.4	2018	Column	160	10.00

杭州科德磁业有限公司



SampleNo	Br (T)	Hcb (kA/m)	Hcj (kA/m)	(BH)max (kJ/m ³)	Hk (kA/m)	Hd (kA/m)	Bd (T)	Hk/Hcj (%)	Test Date	Sample Shape	S-T (°C)	Size (mm)
KBM-10	0.711	452	705	81.8	248	230	0.356	35.1	2018	Column	20	10.00
	0.633	366	516	60.6	161	192	0.316	31.2	2018	Column	100	10.00

杭州科德磁业有限公司



SampleNo	Br (T)	Hcb (kA/m)	Hcj (kA/m)	(BH)max (kJ/m ³)	Hk (kA/m)	Hd (kA/m)	Bd (T)	Hk/Hcj (%)	Test Date	Sample Shape	S-T (°C)	Size (mm)
KBI-F2.0	0.284	185	220	16.0	177	111	0.146	80.5	2018	Column	20	24.80
	0.191	145	223	7.5	165	75	0.097	74.2	2018	Column	150	24.80