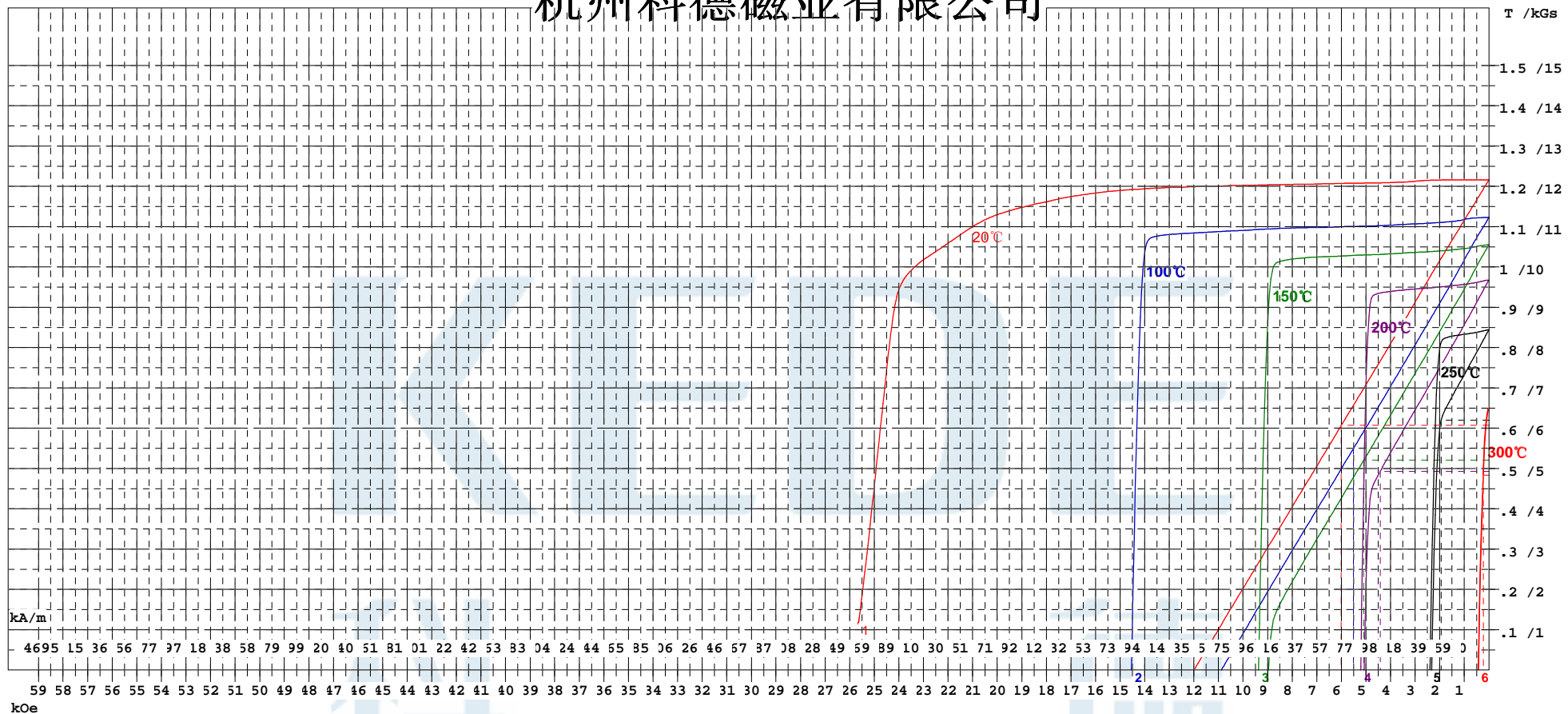


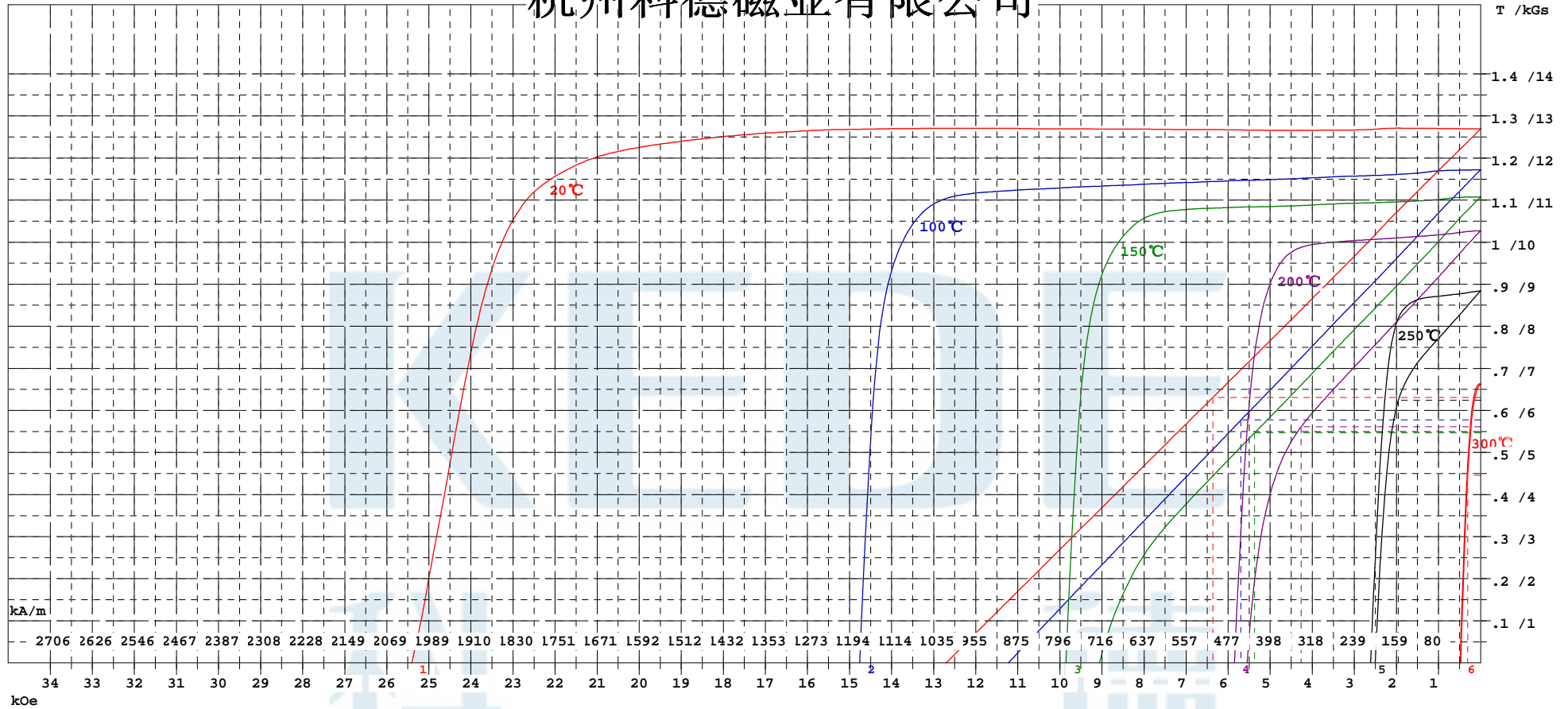
杭州科德磁业有限公司



N35UH

SampleNo	Br (kGs)	Hcb (kOe)	Hcj (kOe)	(BH)max (MGOe)	Hk (kOe)	Hd (kOe)	Bd (kGs)	Hk/Hcj (%)	Test Date	Sample Shape	S-T (°C)	Size (mm)
	12.16	11.99	>25.64	36.44	21.14	6.00	6.07	<82.4	2018	Column 20	20	10.00
	11.23	10.88	14.54	30.30	14.06	5.50	5.50	96.7	2018	Column 100	100	10.00
	10.55	8.96	9.37	26.51	8.92	5.09	5.21	95.2	2018	Column 150	150	10.00
	9.68	5.08	5.21	21.81	4.89	4.42	4.93	93.9	2018	Column 200	200	10.00
	8.45	2.33	2.40	12.02	2.08	1.94	6.20	86.9	2018	Column 250	250	10.00
	6.53	0.425	0.439	1.09	0.171	0.225	4.83	38.9	2018	Column 300	300	10.00

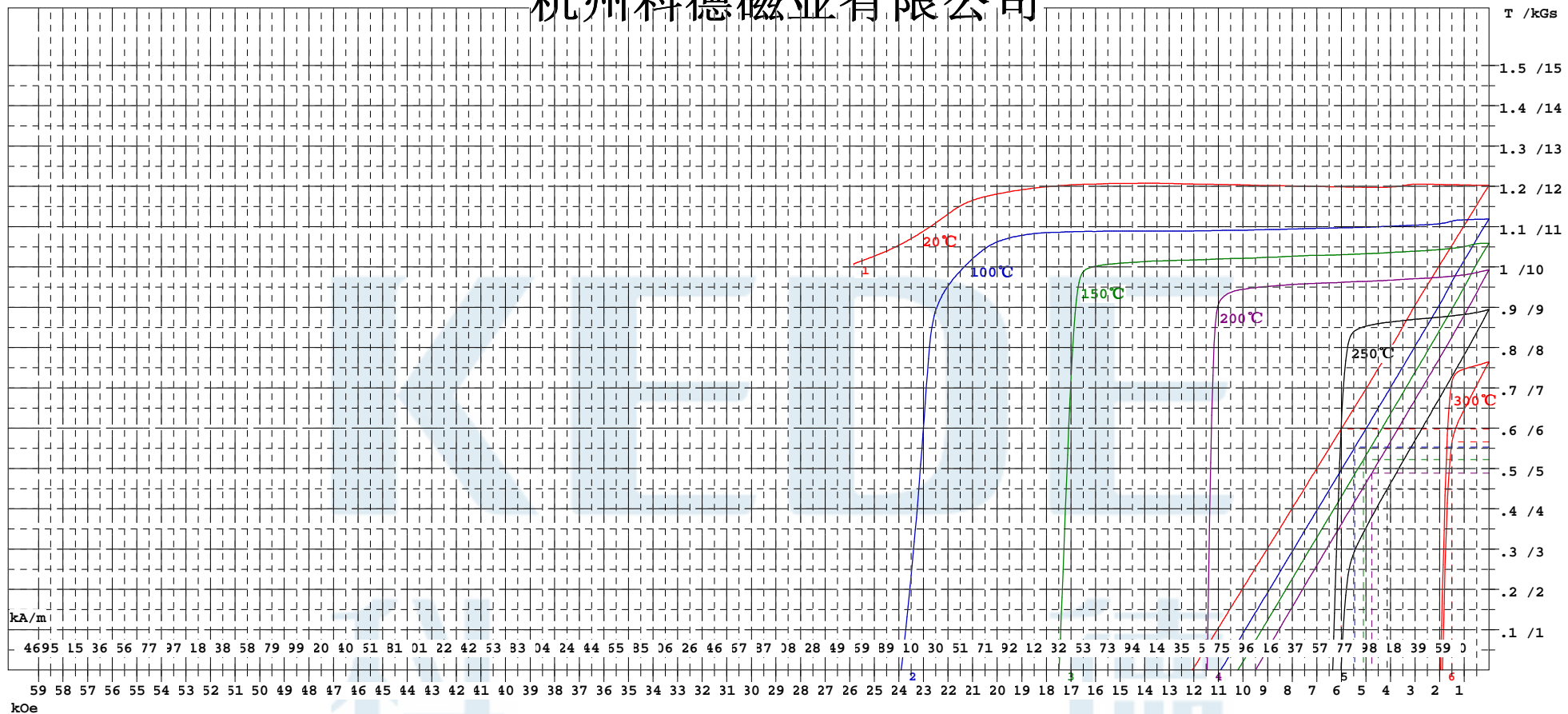
杭州科德磁业有限公司



N38UH

SampleNo	Br (kGs)	Hcb (kOe)	Hcj (kOe)	(BH)max (MGOe)	Hk (kOe)	Hd (kOe)	Bd (kGs)	Hk/Hcj (%)	Test Date	Sample Shape	S-T (°C)	Size (mm)
	12.70	12.70	25.41	40.16	22.21	6.37	6.31	87.4	2018	Column	20	10.00
	11.72	11.23	14.76	32.89	13.41	5.70	5.77	90.9	2018	Column	100	10.00
	11.08	9.06	9.86	29.37	8.63	5.37	5.47	87.5	2018	Column	150	10.00
	10.27	5.55	5.85	23.94	4.91	4.27	5.61	83.9	2018	Column	200	10.00
	8.84	2.50	2.61	12.20	2.04	1.96	6.24	78.2	2018	Column	250	10.00
	6.65	0.472	0.486	1.35	0.248	0.304	4.46	51.1	2018	Column	300	10.00

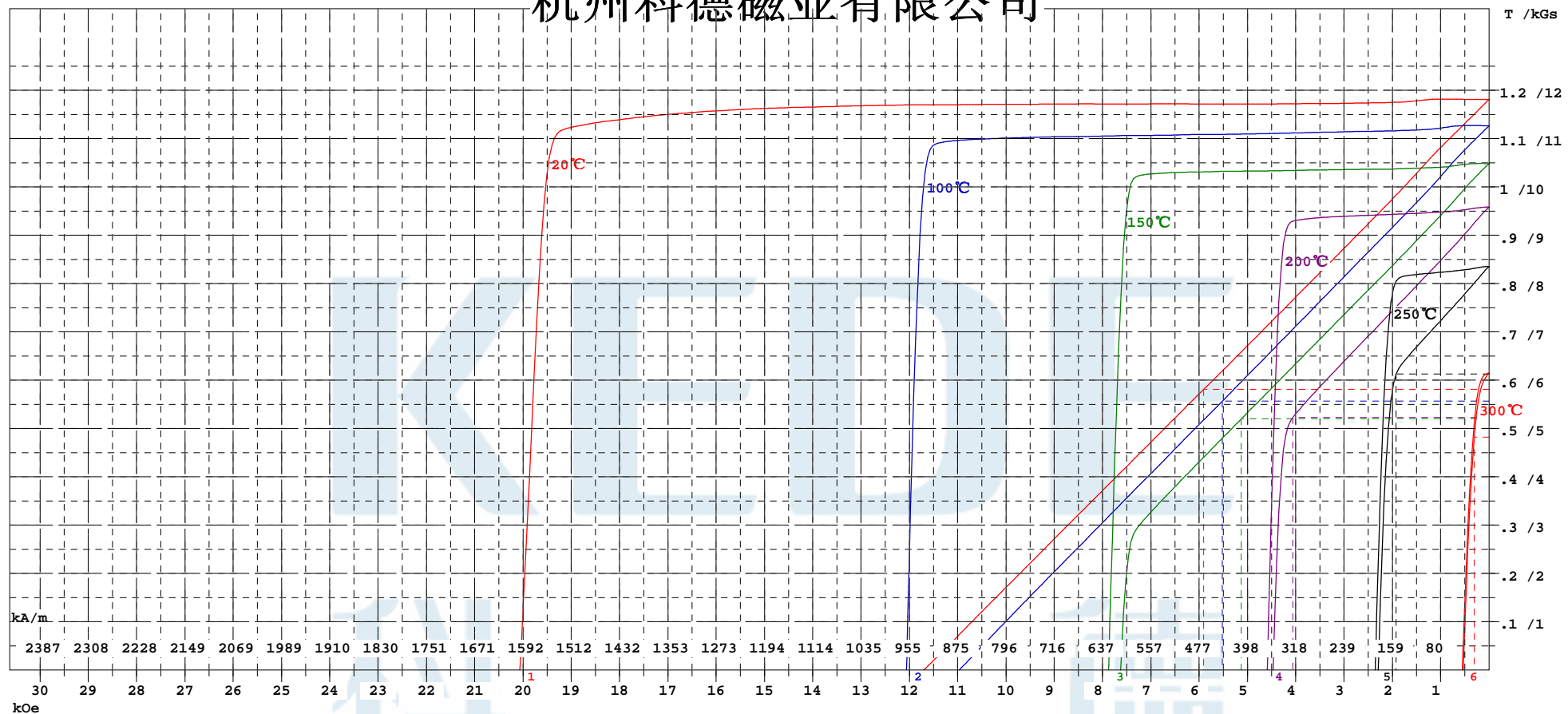
杭州科德磁业有限公司



N35AH

SampleNo	Br (kGs)	Hcb (kOe)	Hcj (kOe)	(BH)max (MGOe)	Hk (kOe)	Hd (kOe)	Bd (kGs)	Hk/Hcj (%)	Test Date	Sample Shape	S-T (°C)	Size (mm)
	12.03	12.06	>25.82	35.92	23.17	6.01	5.98	<89.7	2018	Column	20	10.00
	11.19	10.91	23.90	30.14	21.23	5.45	5.53	88.8	2018	Column	100	10.00
	10.59	10.21	17.48	26.66	16.71	5.10	5.22	95.6	2018	Column	150	10.00
	9.92	9.49	11.46	23.28	11.08	4.76	4.89	96.7	2018	Column	200	10.00
	8.94	6.01	6.35	18.57	5.74	4.14	4.49	90.4	2018	Column	250	10.00
	7.65	1.89	1.97	8.49	1.58	1.50	5.66	80.4	2018	Column	300	10.00

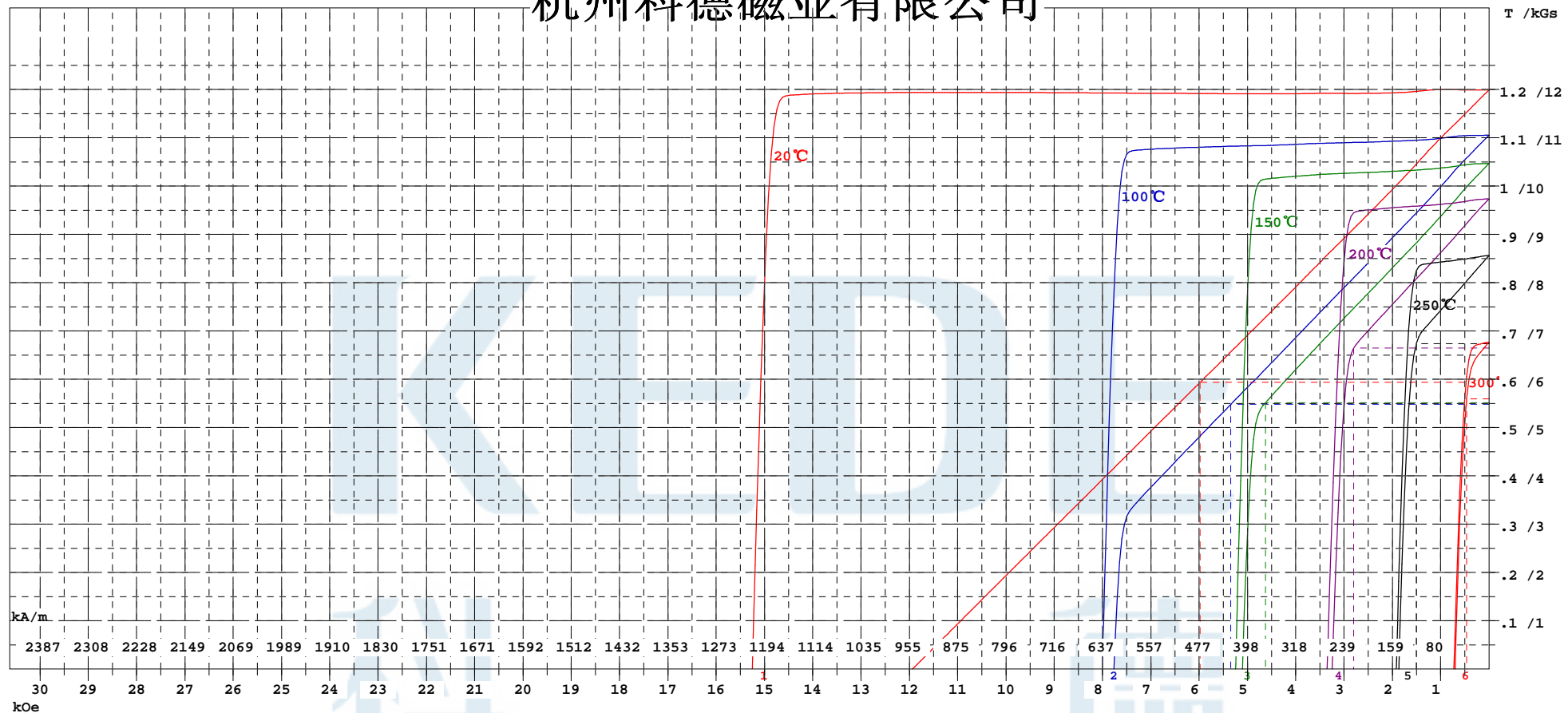
杭州科德磁业有限公司



N35SH

SampleNo	Br (kGs)	Hcb (kOe)	Hcj (kOe)	(BH)max (MGOe)	Hk (kOe)	Hd (kOe)	Bd (kGs)	Hk/Hcj (%)	Test Date	Sample Shape	S-T (°C)	Size (mm)
	11.81	11.70	20.06	34.32	19.48	5.91	5.81	97.1	2018	Column	20	10.00
	11.27	10.97	12.06	30.74	11.70	5.52	5.57	97.1	2018	Column	100	10.00
	10.49	7.63	7.88	26.67	7.55	5.13	5.20	95.9	2018	Column	150	10.00
	9.59	4.47	4.59	21.24	4.29	4.06	5.23	93.5	2018	Column	200	10.00
	8.36	2.29	2.35	11.78	2.05	1.92	6.13	87.0	2018	Column	250	10.00
	6.15	0.534	0.552	1.48	0.265	0.306	4.82	47.9	2018	Column	300	10.00

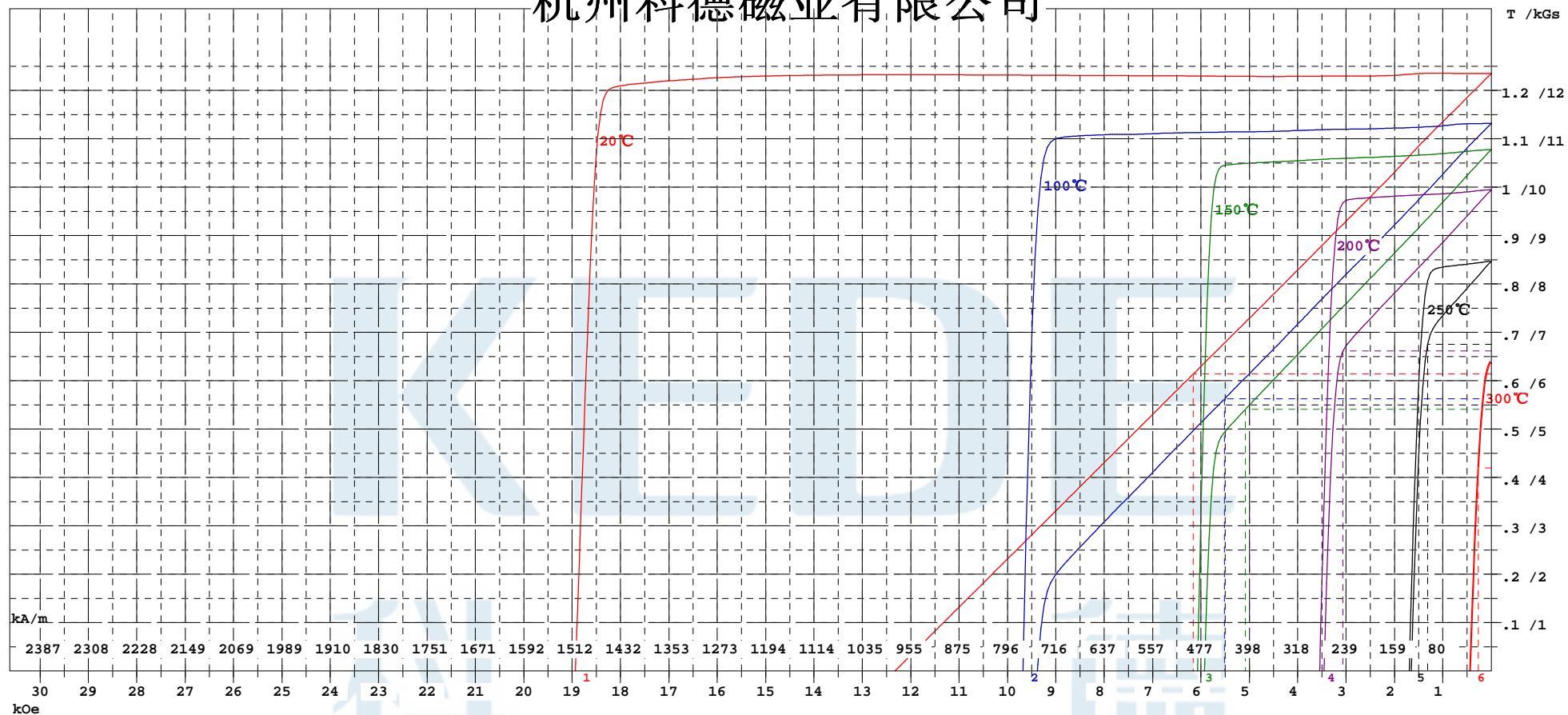
杭州科德磁业有限公司



N35M

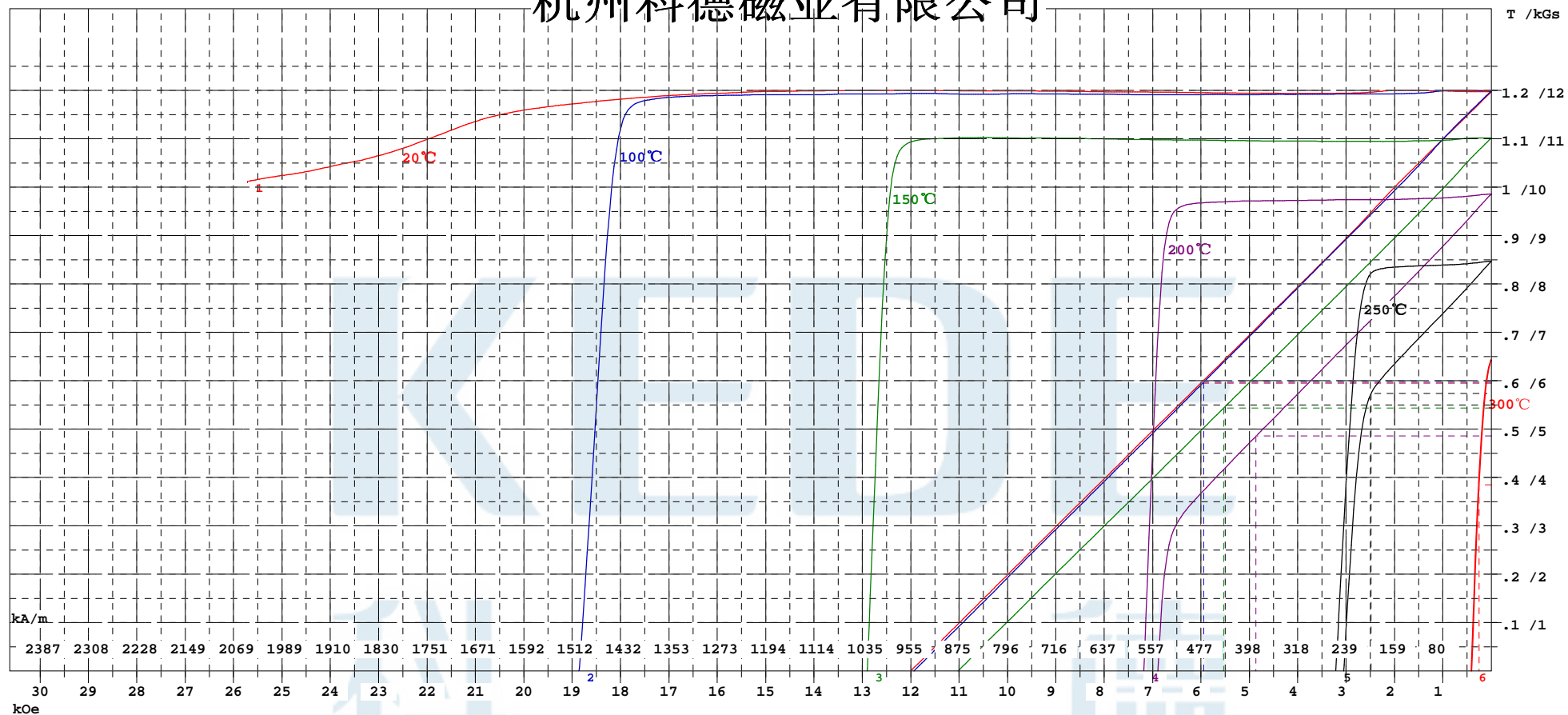
SampleNo	Br (kGs)	Hcb (kOe)	Hcj (kOe)	(BH)max (MGOe)	Hk (kOe)	Hd (kOe)	Bd (kGs)	Hk/Hcj (%)	Test Date	Sample Shape	S-T (°C)	Size (mm)
	11.99	11.94	15.25	35.51	14.88	5.98	5.94	97.5	2018	Column	20	10.00
	11.05	7.77	8.01	29.30	7.67	5.35	5.48	95.8	2018	Column	100	10.00
	10.47	5.10	5.25	25.52	4.91	4.63	5.51	93.6	2018	Column	150	10.00
	9.74	3.25	3.35	18.62	2.98	2.80	6.65	88.8	2018	Column	200	10.00
	8.56	1.87	1.92	10.15	1.64	1.51	6.74	85.5	2018	Column	250	10.00
	6.77	0.704	0.724	2.60	0.501	0.465	5.59	69.1	2018	Column	300	10.00

杭州科德磁业有限公司



SampleNo	Br (kGs)	Hcb (kOe)	Hcj (kOe)	(BH)max (MGOe)	Hk (kOe)	Hd (kOe)	Bd (kGs)	Hk/Hcj (%)	Test Date	Sample Shape	S-T (°C)	Size (mm)
N35H	12.35	12.33	18.93	37.82	18.50	6.16	6.14	97.7	2018	Column	20	10.00
	11.32	9.38	9.68	31.02	9.31	5.51	5.63	96.2	2018	Column	100	10.00
	10.78	5.93	6.07	27.50	5.78	5.08	5.41	95.2	2018	Column	150	10.00
	9.95	3.46	3.55	20.27	3.26	3.06	6.61	92.0	2018	Column	200	10.00
	8.47	1.65	1.70	8.89	1.39	1.32	6.75	82.2	2018	Column	250	10.00
	6.43	0.430	0.444	1.12	0.191	0.266	4.19	43.0	2018	Column	300	10.00

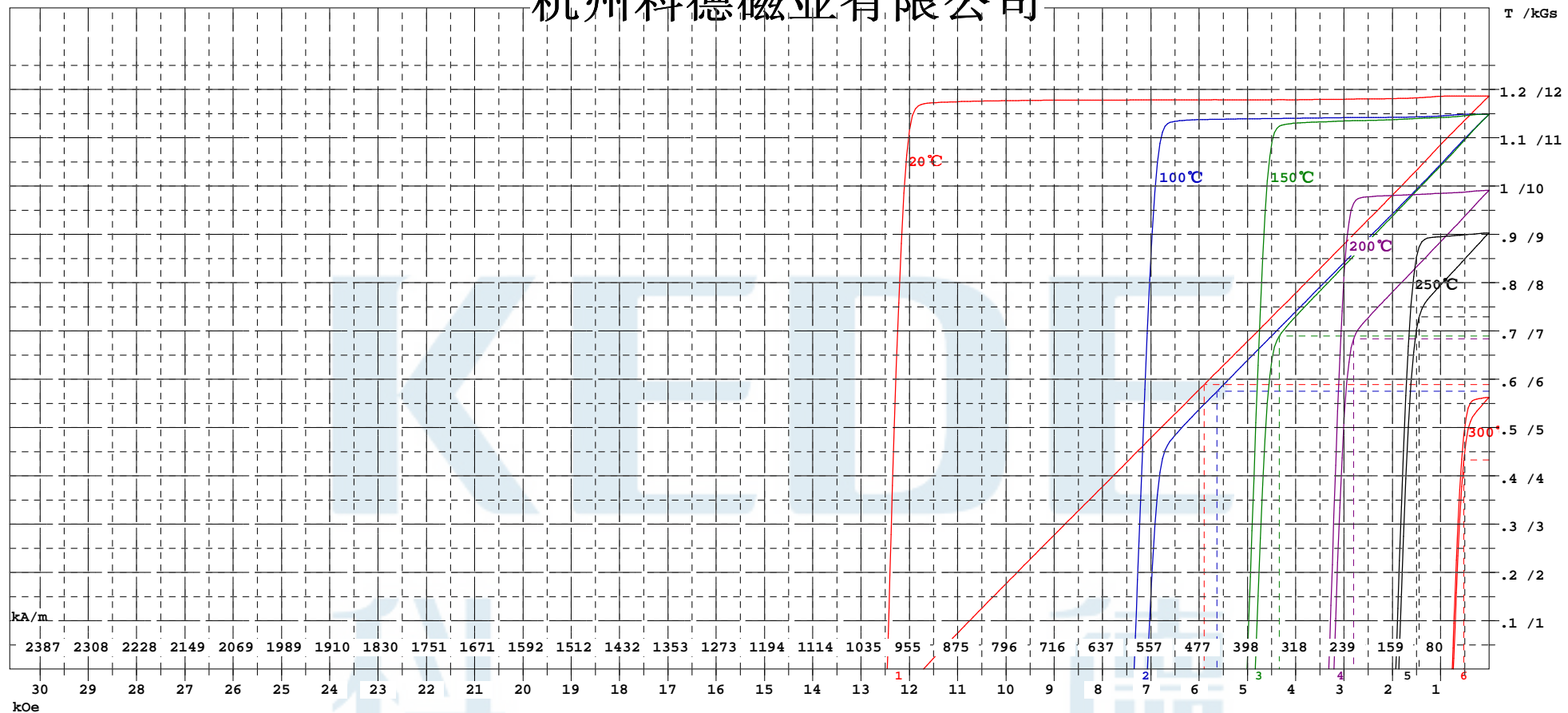
杭州科德磁业有限公司



N35EH

SampleNo	Br (kGs)	Hcb (kOe)	Hcj (kOe)	(BH)max (MGOe)	Hk (kOe)	Hd (kOe)	Bd (kGs)	Hk/Hcj (%)	Test Date	Sample Shape	S-T (°C)	Size (mm)
	11.97	12.00	>25.70	35.73	22.58	6.01	5.95	<87.9	2018	Column	20	10.00
	11.99	11.94	18.86	35.49	18.10	5.95	5.97	96.0	2018	Column	100	10.00
	11.02	11.02	12.90	30.07	12.44	5.53	5.44	96.4	2018	Column	150	10.00
	9.86	6.89	7.18	23.61	6.75	4.86	4.86	94.0	2018	Column	200	10.00
	8.48	3.05	3.21	14.26	2.70	2.48	5.74	84.2	2018	Column	250	10.00
	6.48	0.402	0.416	0.97	0.135	0.252	3.85	32.6	2018	Column	300	10.00

杭州科德磁业有限公司



N35

SampleNo	Br (kGs)	Hcb (kOe)	Hcj (kOe)	(BH)max (MGOe)	Hk (kOe)	Hd (kOe)	Bd (kGs)	Hk/Hcj (%)	Test Date	Sample Shape	S-T (°C)	Size (mm)
	11.87	11.70	12.46	34.74	12.09	5.90	5.89	97.1	2018	Column	20	10.00
	11.49	7.07	7.35	32.39	6.89	5.63	5.75	93.8	2018	Column	100	10.00
	11.49	4.84	5.01	29.95	4.58	4.34	6.90	91.5	2018	Column	150	10.00
	9.91	3.21	3.31	19.18	2.97	2.80	6.84	89.5	2018	Column	200	10.00
	9.03	1.87	1.93	10.55	1.60	1.45	7.29	83.1	2018	Column	250	10.00
	5.63	0.735	0.760	2.26	0.507	0.523	4.33	66.7	2018	Column	300	10.00