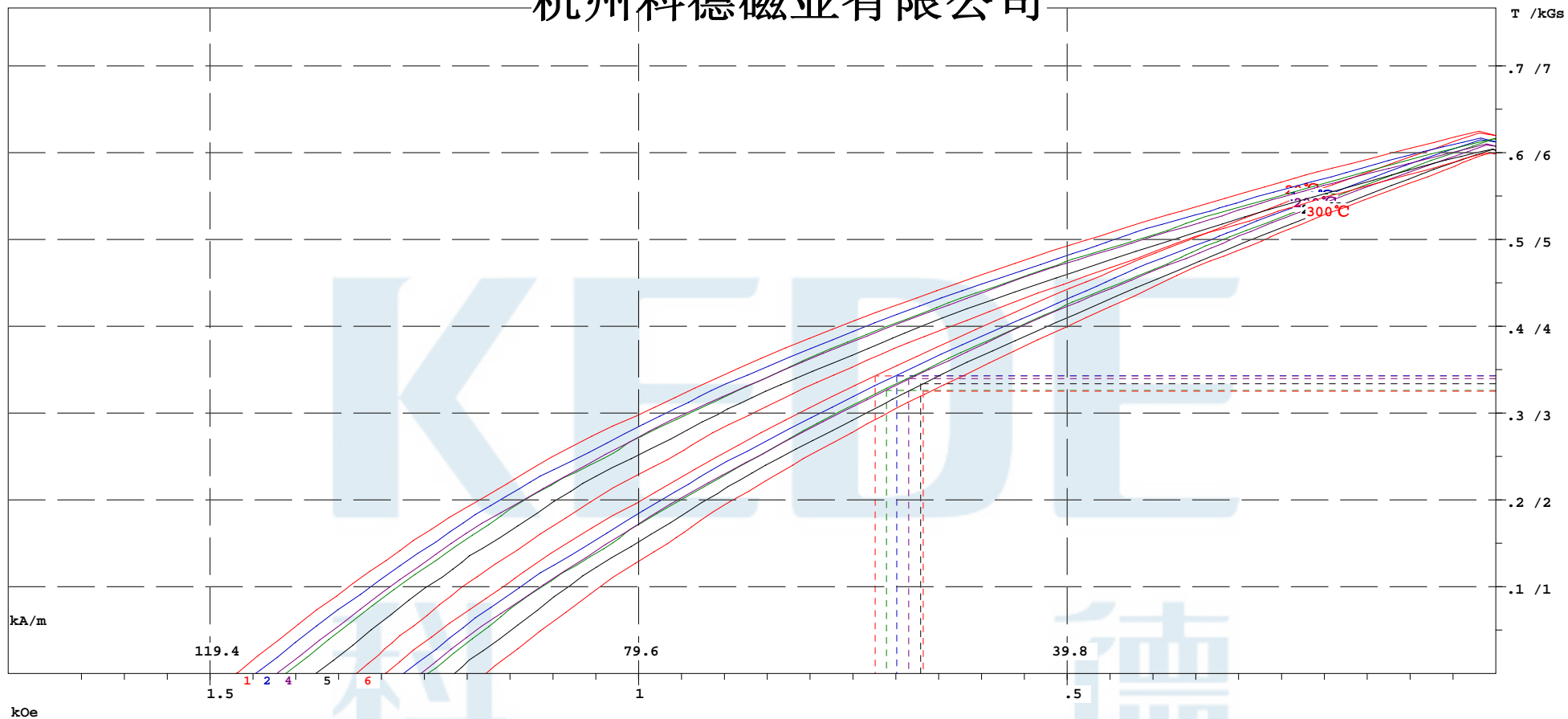


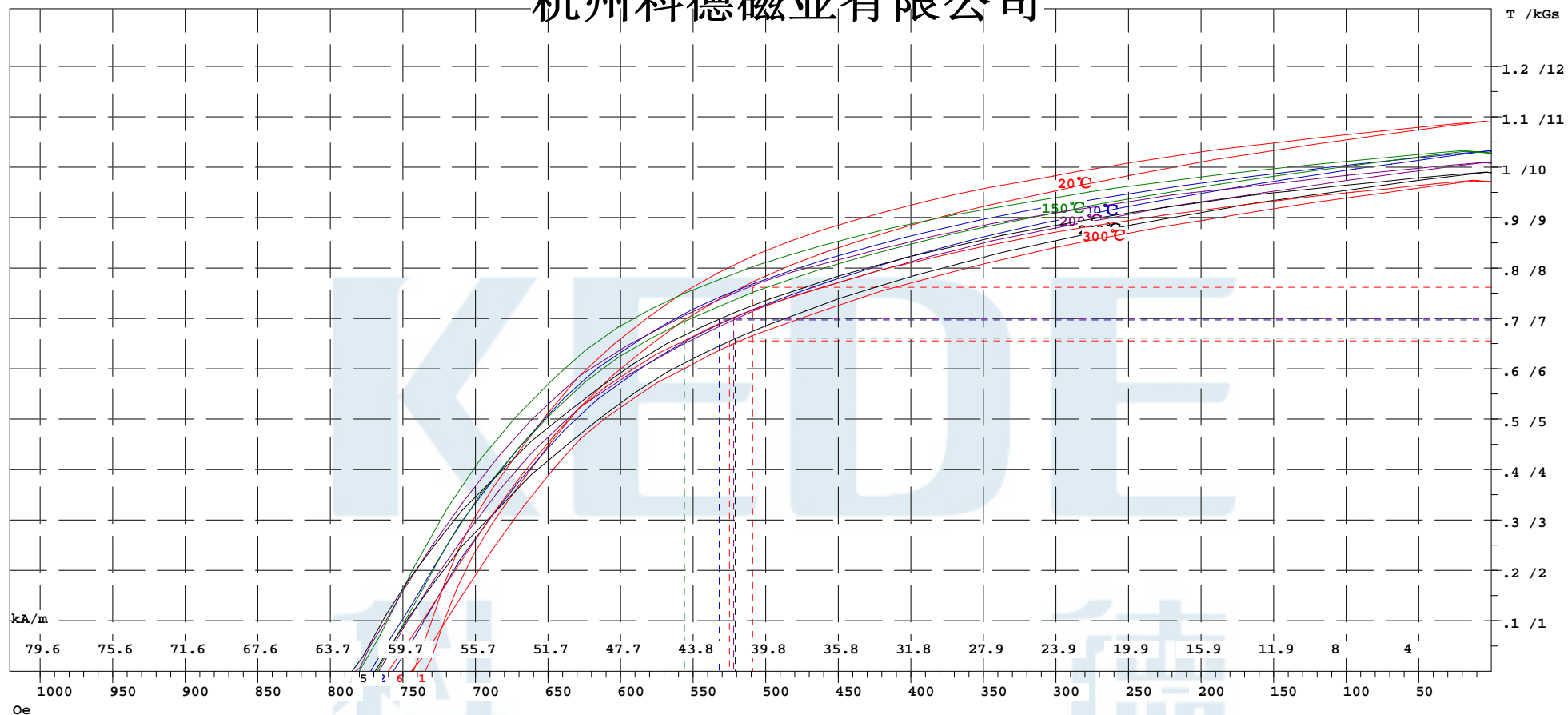
# 杭州科德磁业有限公司



SampleNo	Br (T)	Hcb (kA/m)	Hcj (kA/m)	(BH)max (kJ/m <sup>3</sup> )	Hk (kA/m)	Hd (kA/m)	Bd (T)	Hk/Hcj (%)	Test Date	Sample Shape	S-T (°C)	Size (mm)
0.630	103	117	19.7	20	58	0.343	17.0	2018	Column	20	10.00	
0.621	101	115	19.1	19	56	0.343	16.9	2018	Column	100	10.00	
0.617	99	112	18.5	19	57	0.326	16.8	2018	Column	150	10.00	
0.613	100	113	18.5	19	55	0.340	16.9	2018	Column	200	10.00	
0.605	97	110	17.7	18	53	0.334	16.8	2018	Column	250	10.00	
0.601	94	106	17.0	18	53	0.325	16.9	2018	Column	300	10.00	

## PAINiCo20/10

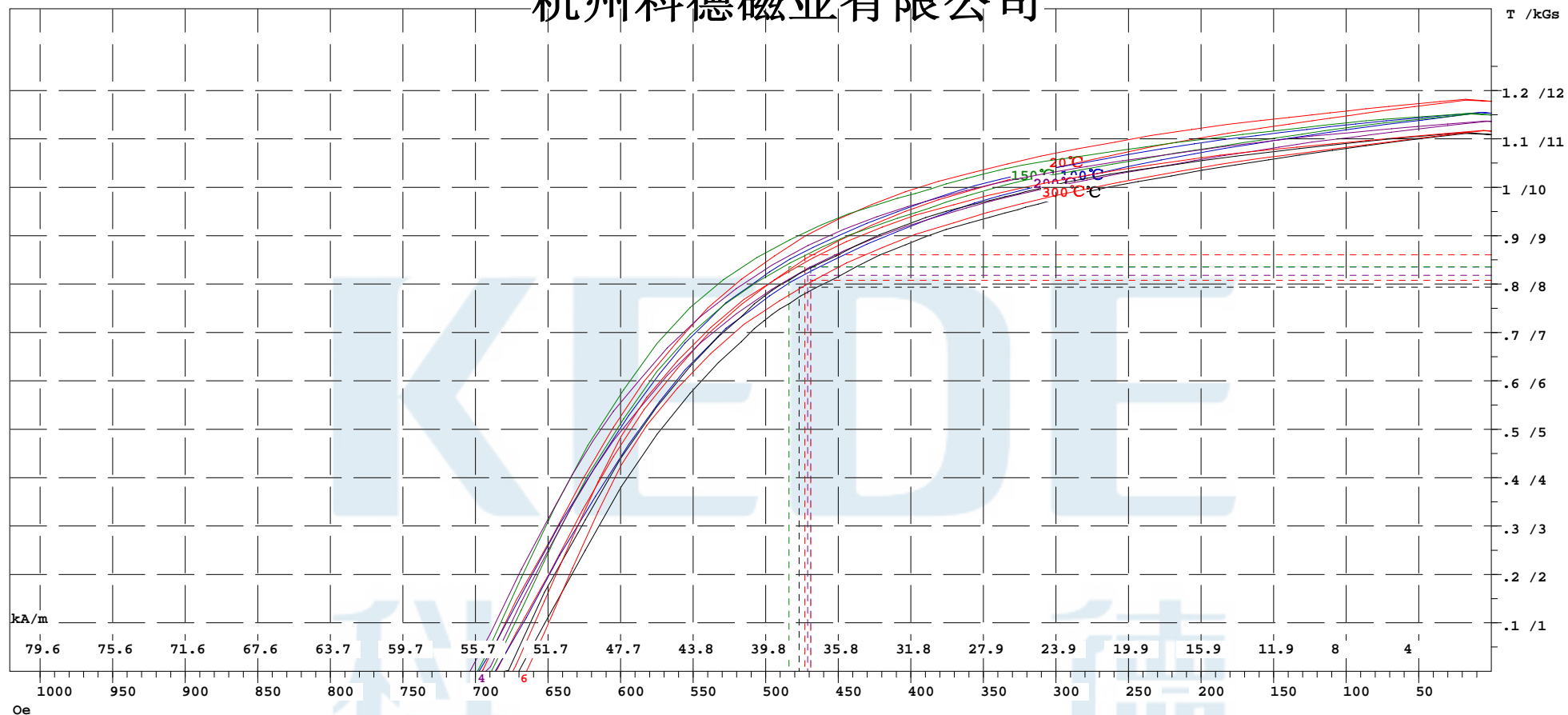
# 杭州科德磁业有限公司



SampleNo	Br (T)	Hcb (kA/m)	Hcj (kA/m)	(BH)max (kJ/m <sup>3</sup> )	Hk (kA/m)	Hd (kA/m)	Bd (T)	Hk/Hcj (%)	Test Date	Sample Shape	S-T (°C)	Size (mm)
1.093	58.5	59.2	31.4	24.0	40.5	0.762	40.4	2018	Column	20	10.00	
1.033	60.2	61.5	29.1	23.0	42.3	0.697	37.4	2018	Column	100	10.00	
1.038	61.1	62.1	30.7	24.8	44.2	0.701	40.0	2018	Column	150	10.00	
1.011	61.0	62.3	29.1	23.9	41.5	0.699	38.3	2018	Column	200	10.00	
0.992	61.2	62.5	27.5	22.8	41.5	0.661	36.6	2018	Column	250	10.00	
0.978	59.2	60.5	26.9	22.6	41.8	0.655	37.4	2018	Column	300	10.00	


## PALNiCo28/6

# 杭州科德磁业有限公司




SampleNo	Br (T)	Hcb (kA/m)	Hcj (kA/m)	(BH)max (kJ/m <sup>3</sup> )	Hk (kA/m)	Hd (kA/m)	Bd (T)	Hk/Hcj (%)	Test Date	Sample Shape	S-T (°C)	Size (mm)
<b>PAINiCo34/5</b>	1.186	54.6	55.3	32.0	24.4	37.6	0.860	44.1	2018	Column	20	10.20
	1.158	54.6	55.5	30.8	23.8	37.3	0.835	42.9	2018	Column	100	10.20
	1.156	54.8	55.6	32.7	26.5	38.5	0.835	47.7	2018	Column	150	10.20
	1.138	55.1	56.0	31.3	25.3	37.5	0.818	45.2	2018	Column	200	10.20
	1.118	53.3	54.1	29.4	24.0	38.0	0.794	44.3	2018	Column	250	10.20
	1.119	52.9	53.7	30.5	24.8	37.3	0.808	46.3	2018	Column	300	10.20

# 杭州科德磁业有限公司



SampleNo	Br (T)	Hcb (kA/m)	Hcj (kA/m)	(BH)max (kJ/m <sup>3</sup> )	Hk (kA/m)	Hd (kA/m)	Bd (T)	Hk/Hcj (%)	Test Date	Sample Shape	S-T (°C)	Size (mm)
<b>PAINiCo36/15</b>	0.737	158	174	43.0	54	99	0.434	31.2	2018	Column	20	10.00
	0.732	156	170	42.3	53	97	0.432	31.3	2018	Column	100	10.00
	0.723	154	169	41.1	53	95	0.434	31.0	2018	Column	150	10.00
	0.726	154	169	41.8	54	98	0.428	32.0	2018	Column	200	10.00
	0.715	151	165	39.8	51	95	0.419	31.1	2018	Column	250	10.00
	0.711	148	162	38.9	51	92	0.423	31.4	2018	Column	300	10.00

# 杭州科德磁业有限公司



SampleNo	Br (T)	Hcb (kA/m)	Hcj (kA/m)	(BH)max (kJ/m <sup>3</sup> )	Hk (kA/m)	Hd (kA/m)	Bd (T)	Hk/Hcj (%)	Test Date	Sample Shape	S-T (°C)	Size (mm)
<b>PAINiCo45/13</b>	0.897	127	133	48.5	50	86	0.567	37.7	2018	Column	20	10.00
	0.887	127	132	47.4	48	84	0.566	36.7	2018	Column	100	10.00
	0.879	124	130	46.0	47	84	0.554	36.5	2018	Column	150	10.00
	0.874	124	130	45.7	48	85	0.541	36.8	2018	Column	200	10.00
	0.862	122	127	44.2	46	81	0.547	36.2	2018	Column	250	10.00
	0.855	119	124	42.7	44	79	0.538	35.7	2018	Column	300	10.00